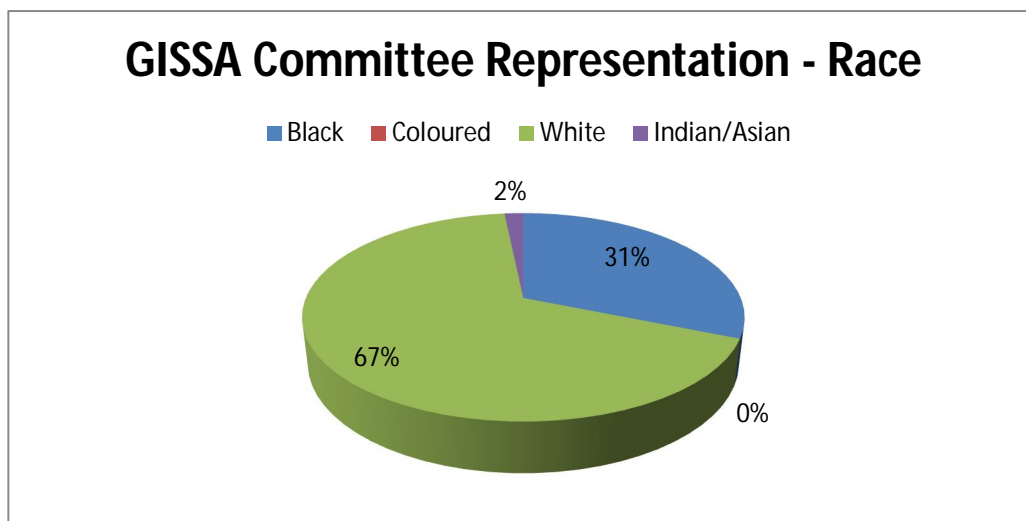
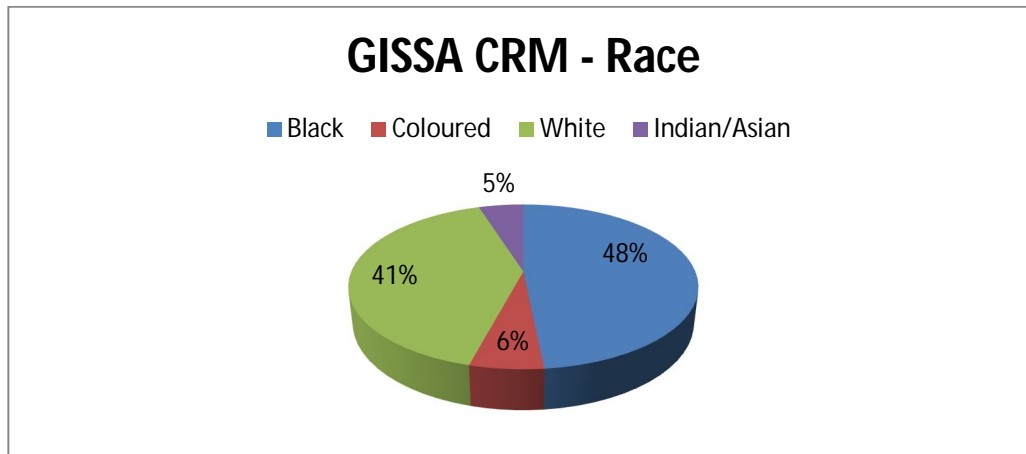


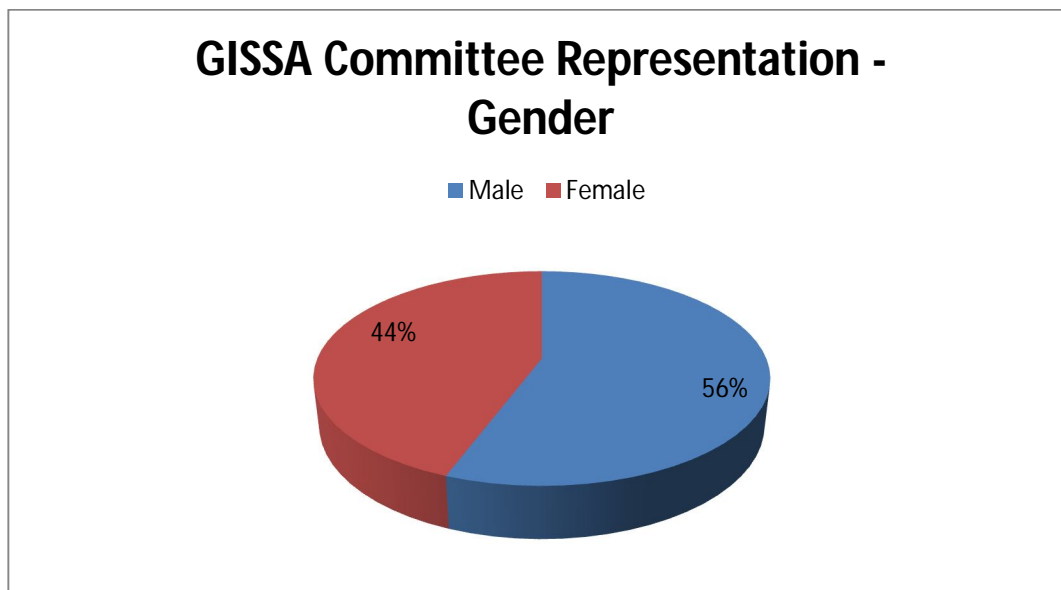
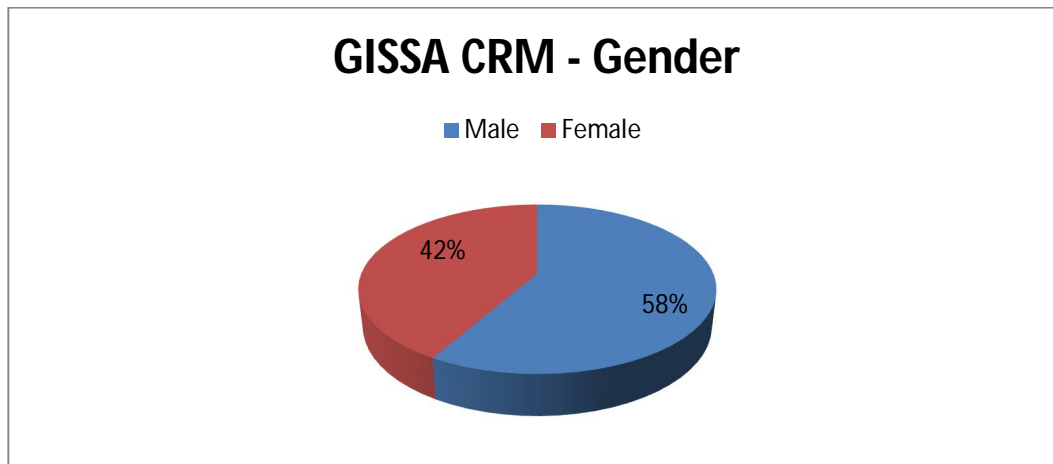
GISSA Transformation Report – 22 March 2013

The following statistics have been drawn from the GISSA CRM Database:



Notes:

- Only 75% of the CRM Profiles have 'Race' field completed from which to draw these statistics. This is a significant sample group from which to draw meaningful figures.
- The Committee Representation is 100% accurate as of the date of the report.
- It would be ideal if the nationwide Committee Representation represented the overall statistics more closely. One would hope that the higher level of Black representation would ultimately translate to more representation on regional committees.
- There are no Coloured representatives serving on any Regional Committee. Western and Northern Cape in particular could encourage Coloured members to step forward and serve on a committee.



Notes:

- 86% of the CRM Profiles have 'Gender' field completed from which to draw these statistics. This is a significant sample group from which to draw meaningful figures.
- The Committee Representation is 100% accurate as of the date of the report.
- The Gender representation in GISSA Structures is highly representative and it is encouraging to see very healthy Female representation in GISSA. This indicates that Women feel empowered to server on committees and take leadership roles.

Disabilities

Notes:

- No statistics are currently available in GISSA for people with Disabilities
- Prizes including a tour of SA Police GIS was awarded in a disabled schools initiative at the GISSA Ukubuzana conference in 2012
- An GISc outreach to Hope School has been proposed for 2013 to encourage physically challenge learners to take up GISc.